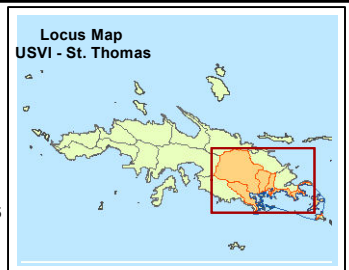
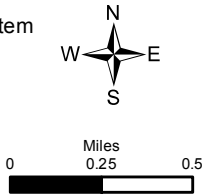





- Legend**
- Watershed Boundary (HW, 2011)
  - Package System Area (approx.)
  - Sewer Service Area (approx.)
  - Priority Service Extension
  - Sewer trunk lines (approx.)
  - Future Sewer Lines (approx.)

- Small Package Plants
- WWTP
- Pump Stations

- Conventional On-Site Septic System Failure Potential (Cadmus, 2011)
- High
  - Medium
  - Low



  
 Sustainable Environmental Solutions  
10000 25th Avenue, Suite 200, Charlotte, NC 28226  
 Tel: 704.233.9000 • Fax: 704.233.9001 • www.horsleywitten.com

**Map 11: Wastewater System STEER Watershed**

Date: 3/31/2013 - eym